



Modular Cooking Range Line 700XP 800mm Gas Fry Top, Smooth and Ribbed Brushed Chrome Plate

ITEM # _____
MODEL # _____
NAME # _____
SIS # _____
AIA # _____



371414 (E7IIMTAOMEI)

Full module gas Fry Top with
2/3 smooth and 1/3 ribbed
brushed chrome cooking
Plate, sloped, thermostatic
control, scraper included, Q
Mark

Short Form Specification

Item No. _____

To be installed on open base installations or bridging supports. 2/3 smooth and 1/3 ribbed cooking surface in brushed chrome. Suitable to be used with Natural or LPG gas. Temperature range from 100°C to 280°C. Removable drawer below the cooking surface for the collection of grease and fat. Exterior panels in stainless steel with Scotch Brite finish. One piece pressed work top in 1.5 mm thick stainless steel. Right-angled side edges to allow flush-fitting junction between units.

Main Features

- Unit to be mounted on open base cupboards, bridging supports or cantilever systems.
- Frontal simmering zone.
- Temperature range from 100° up to 280°C.
- Rough brushed chrome surface is highly resistant to scratches and facilitates cleaning operations at the end of the day.
- Scrapers with smooth and ribbed blades included as standard.
- Suitable for countertop installation.
- Large drain hole on cooking surface permits the draining of fat into large 1,5 liter collector placed under the cooking surface.
- Large grease collection container available as optional accessory to be installed under top units over open base cupboard.
- Stainless steel high splash guard on the rear and sides of cooking surface. Splash guard can be easily removed for cleaning.
- Piezo spark ignition for added safety.
- Gas appliance supplied for use with natural or LPG gas, conversion jets supplied as standard.
- IPx4 water protection.

Construction

- Cooking surface 2/3 smooth and 1/3 ribbed.
- Cooking surface 12mm thick brushed chrome for optimum grilling results and ease of use.
- Q Mark model delivered with nozzles for G30-50 mbar.
- All exterior panels in Stainless Steel with Scotch Brite finishing.
- One piece pressed 1.5 mm work top in Stainless steel.
- Model has right-angled side edges to allow flush fitting joints between units, eliminating gaps and possible dirt traps.

APPROVAL: _____



Experience the Excellence
www.electroluxprofessional.com

Included Accessories

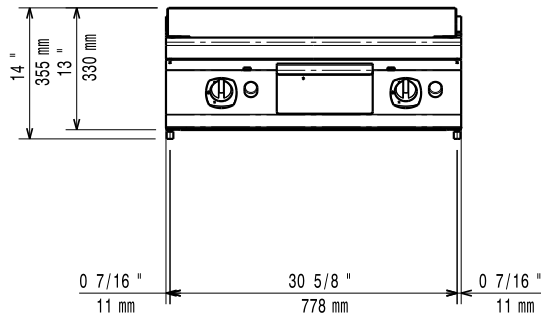
- 1 of Scraper for smooth plate fry tops PNC 164255
- 1 of Scraper for ribbed plate fry tops - kit includes knife blades for both smooth and ribbed surface PNC 206420

Optional Accessories

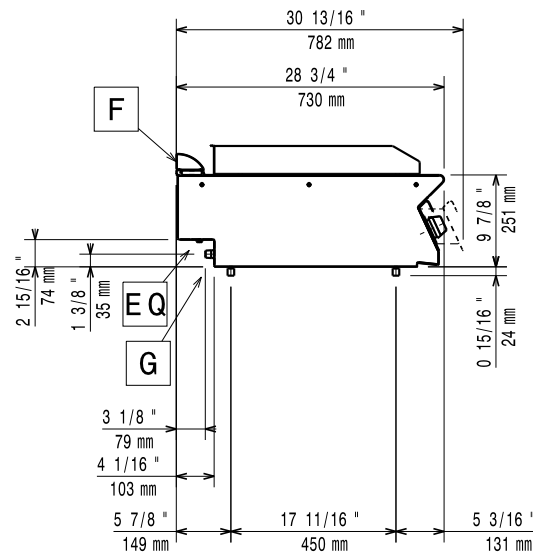
- Scraper for smooth plate fry tops PNC 164255 ☐
- Junction sealing kit PNC 206086 ☐
- Draught diverter, 150 mm diameter PNC 206132 ☐
- Matching ring for flue condenser, 150 mm diameter PNC 206133 ☐
- Support for bridge type installation, 800mm PNC 206137 ☐
- Support for bridge type installation, 1000mm PNC 206138 ☐
- Support for bridge type installation, 1200mm PNC 206139 ☐
- Support for bridge type installation, 1400mm PNC 206140 ☐
- Support for bridge type installation, 1600mm PNC 206141 ☐
- Flue condenser for 1 module, 150 mm diameter PNC 206246 ☐
- Chimney upstand, 800mm PNC 206304 ☐
- Right and left side handrails PNC 206307 ☐
- Back handrail 800 mm PNC 206308 ☐
- Grease/oil kit container for 700 line frytops (half and module) and 900 line frytops (module) PNC 206346 ☐
- Chimney grid net, 400mm (700XP/900) PNC 206400 ☐
- Scraper for ribbed plate fry tops - kit includes knife blades for both smooth and ribbed surface PNC 206420 ☐
- Frontal handrail, 800mm PNC 216047 ☐
- Frontal handrail, 1200mm PNC 216049 ☐
- Frontal handrail, 1600mm PNC 216050 ☐
- Large handrail - portioning shelf, 800mm PNC 216186 ☐
- 2 side covering panels for top appliances PNC 216277 ☐
- Pressure regulator for gas units PNC 927225 ☐

Modular Cooking Range Line 700XP 800mm Gas Fry Top, Smooth and Ribbed Brushed Chrome Plate

Front

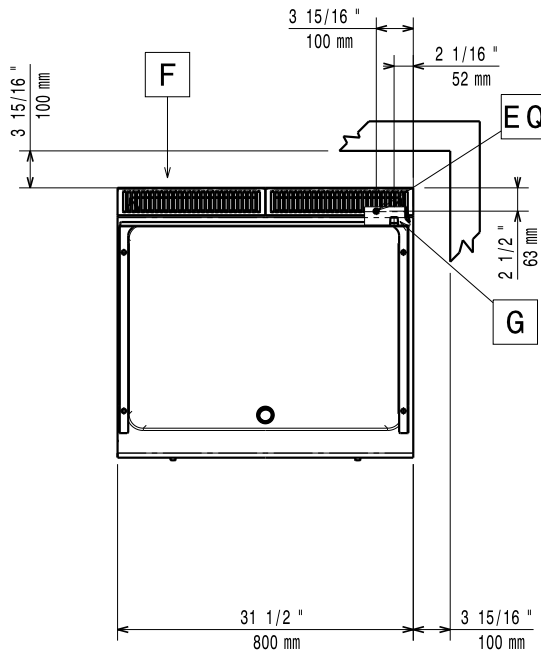


Side



EQ = Equipotential screw
G = Gas connection

Top



Gas

Gas Power:	14 kW
Gas Type Option:	G31 37 mbar
Gas Inlet:	1/2"

Key Information:

If appliance is set up or next to or against temperature sensitive furniture or similar, a safety gap of approximately 150 mm should be maintained or some form of heat insulation fitted.

Working Temperature MIN:	100 °C
Working Temperature MAX:	280 °C
External dimensions, Width:	800 mm
External dimensions, Depth:	730 mm
External dimensions, Height:	250 mm
Net weight:	70 kg
Shipping weight:	78 kg
Shipping height:	540 mm
Shipping width:	820 mm
Shipping depth:	860 mm
Shipping volume:	0.38 m ³
Cooking surface width:	730 mm
Cooking surface depth:	540 mm